

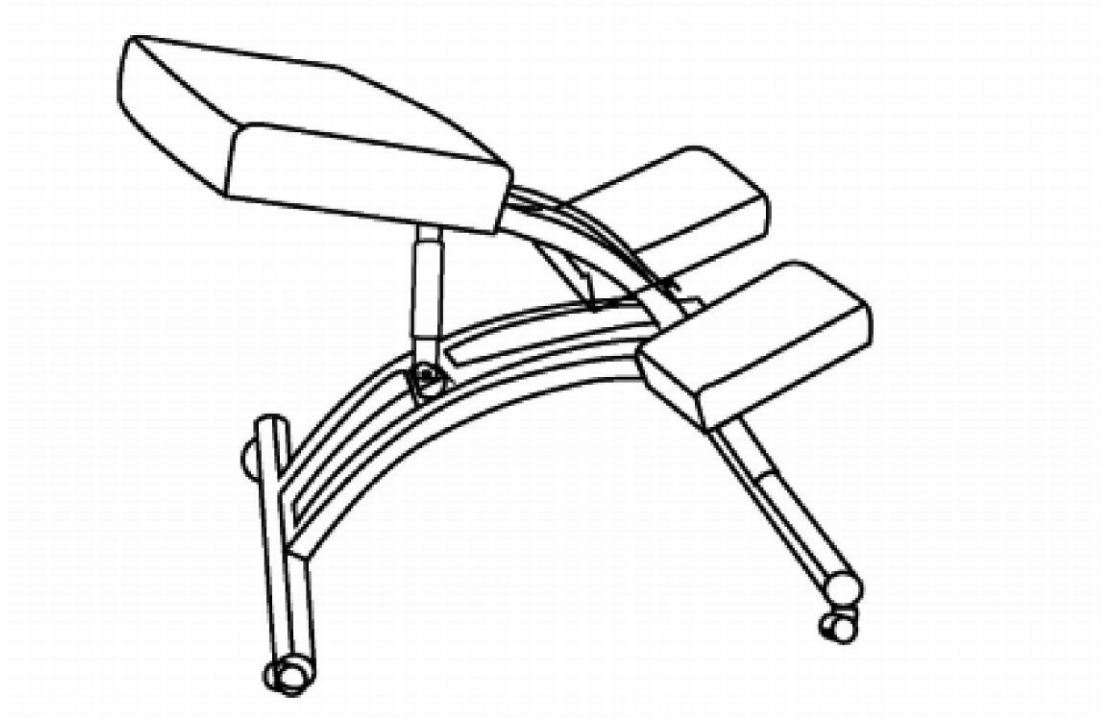
# J.BURROWS

• • • • •

## ASSEMBLY INSTRUCTIONS

---

### ADJUSTABLE KNEELING STOOL BACK JBADKNSTBK



This design and instruction booklet is subject to copyright  
[www.officeworks.com.au](http://www.officeworks.com.au)

1 CTN

---

For spare parts or hardware call 1300 OFFICE (1300 633 423)

Estimated Assembly Time: 20 minutes

## Assembly Video

- To view an assembly video, go to <https://www.officeworks.com.au/>
- Search the product by item code or name:



- Click on the icon to watch the video.



## Customer Service Contact Details



Spare Parts & Hardware

1300 OFFICE (1300 633 423)

## People Required



## General Advice



### **NOTE**

- Please check you have all hardware before assembling.
- If you are missing any hardware, please contact 1300 OFFICE(1300 633 423).
- Please ensure you have the name of the item, required hardware part and quantity.
- Please retain your receipt as proof of purchase to validate your warranty.

### **CAUTION**

- Do not tighten screws before all screws are in the right place.
- Do not use this product unless all bolts and screws are firmly secured.
- Check that all bolts and screws are securely tightened at least every 4 months.

### **WARNING**

- Do not stand on this chair.
- Do not use this chair as step ladder.
- Use this product only for seating one person at a time.
- If parts are missing, broken, damaged or worn, stop using the product until all repairs are made using manufacturer authorised parts.
- Failure to follow these warnings could result in serious injury.


### **DANGER**

- CHILDREN MUST BE SUPERVISED.

## PARTS IDENTIFICATION

A		1PC
B		2PCS
C		1PC
D		1PC
E		1PC

## HARDWARE IDENTIFICATION

F		4PCS
G		1PC
H		1PC
I		1PC
J		6PCS
K		7PCS
L		1PC
M		2PC

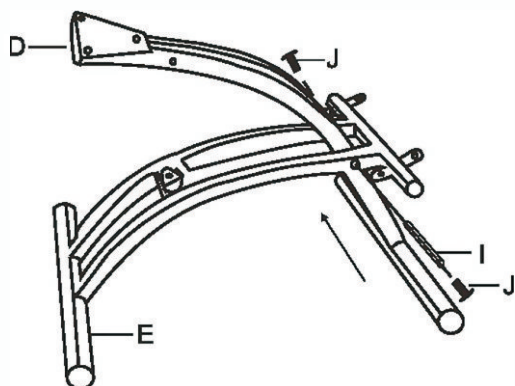
## Hardware Spare Parts number - HWADKNSHW

J		6PCS
K		7PCS
L		1PC
M		2PCS

## Hardware Spare Parts number - HWADKNSTCA

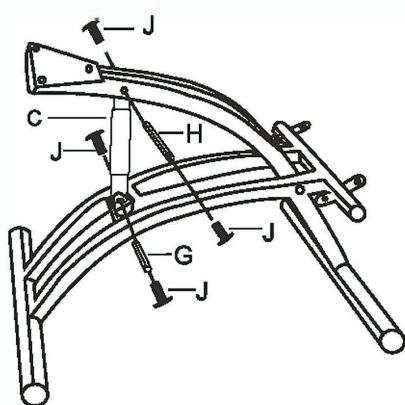
F		4PCS
---	---	------

## STEP1



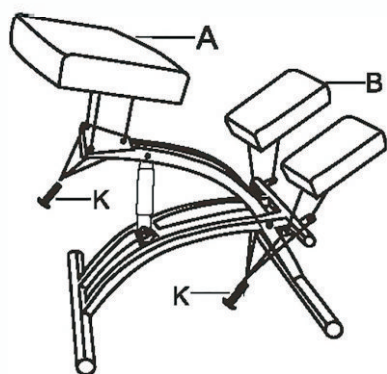
D		x1
E		x1
I		x1
J		x2
M		x1

## STEP2



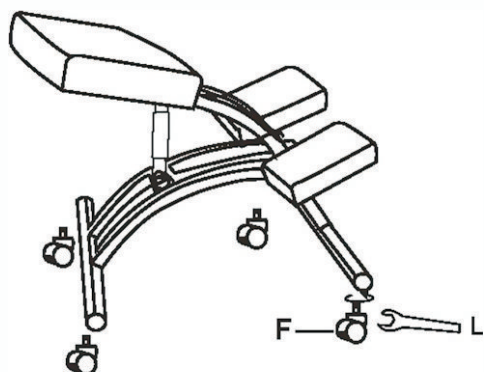
C		x1
G		x1
H		x1
J		x4
M		x1

## STEP3



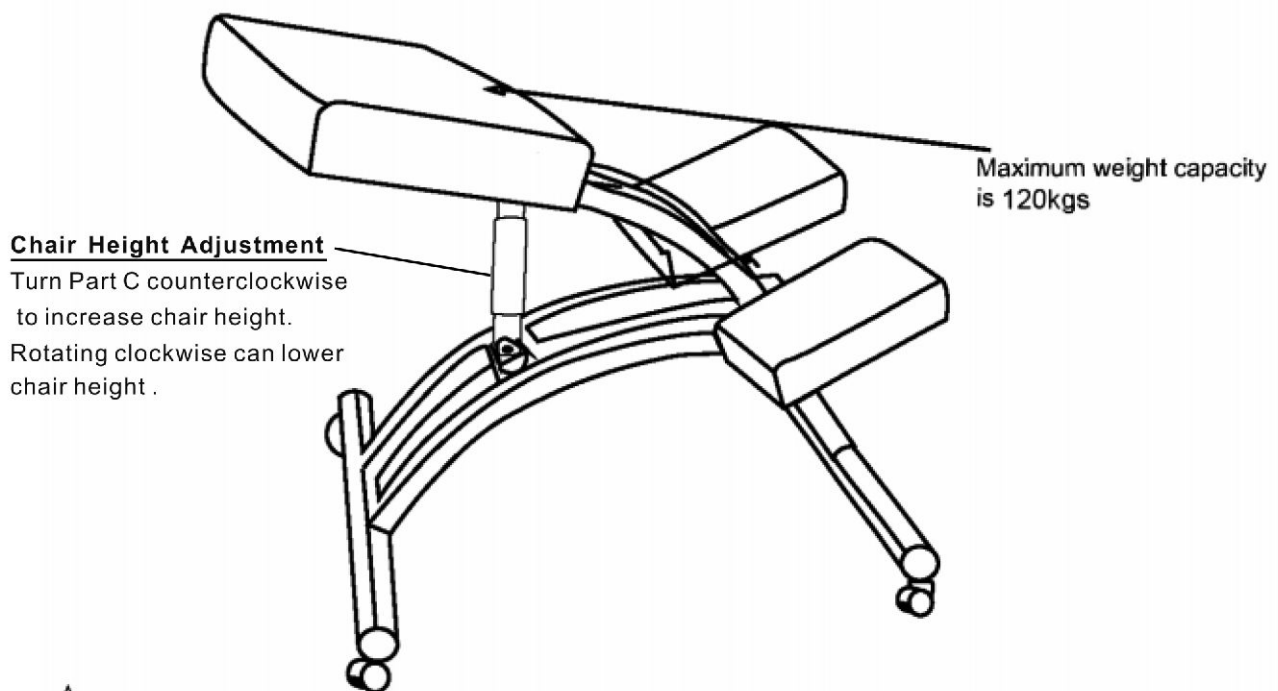
A		x1
B		x2
K		x7
M		x1

## STEP4



F		x4
L		x1

## MAXIMUM WEIGHT CAPACITY



**⚠ CAUTION:** This product is intended to hold the Maximum Weight indicated. Exceeding the Maximum Weight will result in instability and may cause possible injury.

## **Warranty 3 years**

### **Product Warranty – valid for Australian customers only**

Officeworks Ltd warrants that this product will be free from defects and work as intended for 3 years from the date of purchase by the original customer.

If the product has any defects or does not work as intended during the Warranty Period, Officeworks will, at its election and at its expense, repair or replace the product.

This warranty does not apply:

- To cosmetic damage;
- To damage caused by consumables used in connection with the product (such as cleaning products);
- Where the product has not been used in accordance with all provided instructions;
- To damage arising from fair wear and tear;
- Where the product has not been subject to reasonable use;
- Where the product has been intentionally or negligently damaged; and/or if the customer has attempted to repair the product.

To make a claim under this warranty, please return your product with your receipt or proof of purchase to your nearest Officeworks store or contact 1300 633 423.

This warranty is provided in addition to any rights you may be entitled to under the Competitions & Consumer Act 2010.

Our goods come with guarantees that cannot be excluded under the Australian Consumer Law. You are entitled to a replacement or refund for a major failure and compensation for any other reasonably foreseeable loss or damage. You are also entitled to have the goods repaired or replaced if the goods fail to be of acceptable quality and the failure does not amount to a major failure.



Thank you for your purchase. Please retain your receipt to validate warranty. If you would like to know more about our furniture products, please visit [www.officeworks.com.au](http://www.officeworks.com.au)